


Name \_\_\_\_\_


## History of the Earth, Lesson 5: Minerals

### Read Aloud Review


Today we learned about **minerals**. Color each gemstone to match the name.




**Ruby**



**Sapphire**



**Emerald**



**Diamond\***

How do you like to use the mineral, **salt**?

Circle your favorite ways to use **salt**!



Word Work

trace over the word:

Characteristics

Meaning: **Characteristics** means more than one **characteristic**. A **characteristic** is something that makes a person, thing, or group different from others.

Some rock **characteristics** can be color, texture, density, luster, and more. You are going to sort rocks by **characteristics**. Cut out the pictures of rocks and sort them into the correct groups by gluing them into place. This can be tricky, so just do your best and have fun with it! It is ok if you don't use all of the rocks.

Name of characteristic:	Name of characteristic:	Name of characteristic:

Cut out some of these rocks and sort them onto at least 3 groups. If you need more groups, just put them onto a separate sheet. Have fun sorting!

