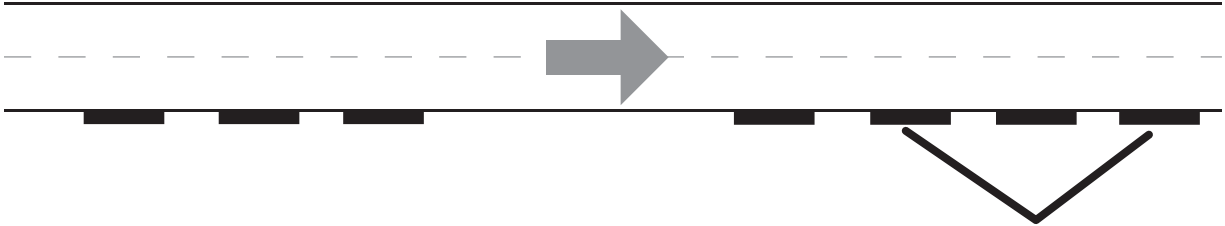
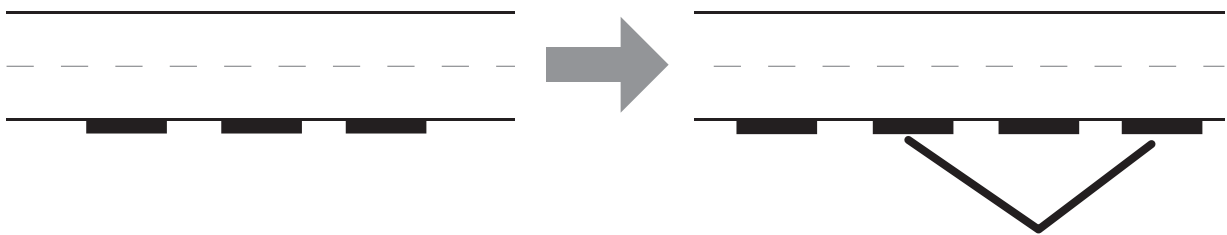
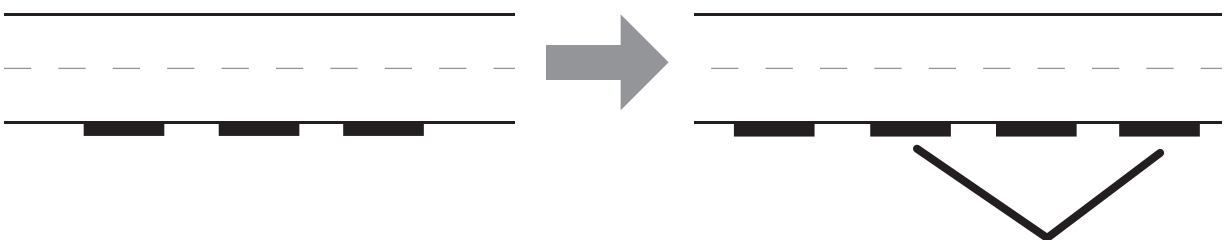
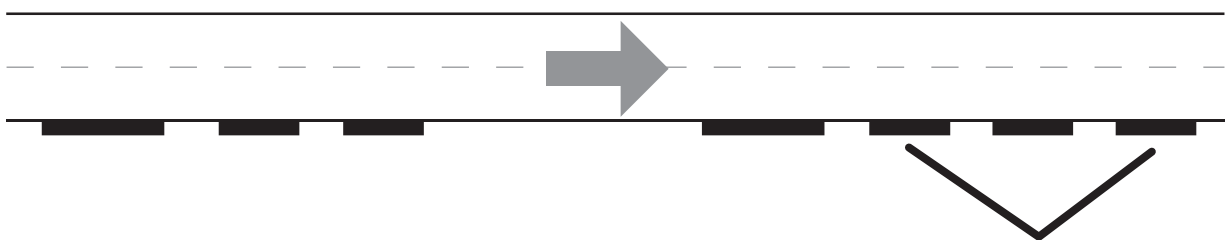


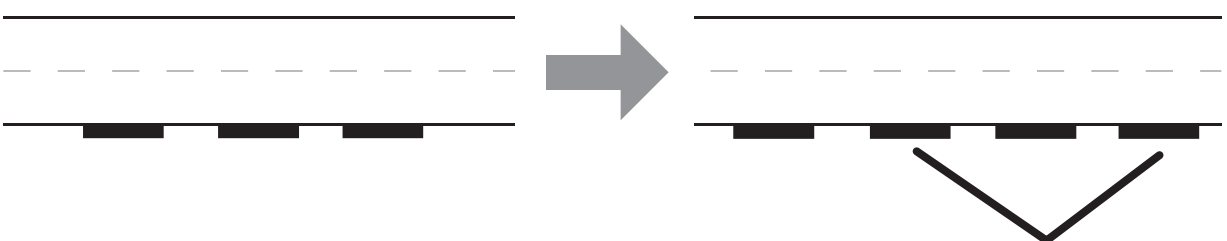
Print the words that are said on the lines.

1. 

2. 

3. 

4. 

5. 

Gran at the Sweet Shop

1. What did Gran's dad have?

○ a **bike** shop

○ a **sweet** shop

- a truck stop

2. What did Gran get to **make** at the **sweet** shop?

This image shows a sheet of handwriting practice paper. It features four identical sets of horizontal lines arranged vertically. Each set is composed of three lines: a solid top line, a dashed middle line, and a solid bottom line. These lines are designed to help learners practice consistent letter formation and alignment. The paper is otherwise blank, with no text or other markings.

[illegible][illegible]

Name _____

13.3

Print the names of the things on the lines.

cub cube



pin pine




cap cape



can cane



man mane



dim dime




Print the **names** of the things on the **lines**.

wed **weed**



fin **fine**



kit **kite**



tap **tape**



not **note**



hop **hope**



Print the names of the things on the lines.

tree bee



Kate gate



bike pike



dimes limes



tone bone



cute cube



Print the names of the things on the lines.

hope rope



seeds weeds



pine pin



feet fate



cake rake



rate rat

